

VOICE MAIL TO EMAIL

Service Change Charge.....\$18
Change/Add Emails.....\$18

Voice Mail to Email*.....\$1/mo.

*You must subscribe to Voice Mail 5000 to receive Voice Mail to Email service

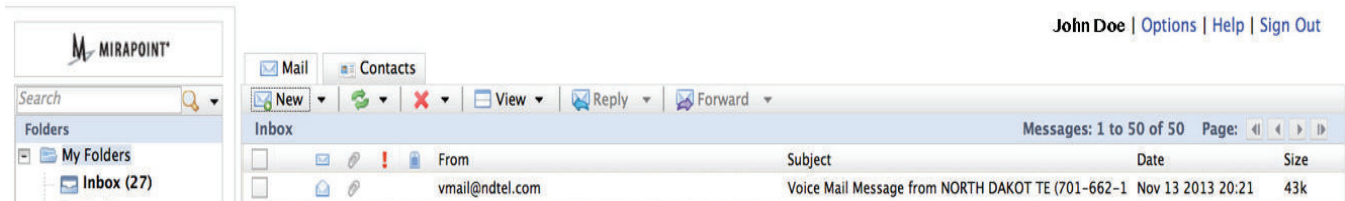


HOW IT WORKS

As a subscriber to NDTC's voice messaging service, you can have all the voice messages that are left on your telephone emailed to you. The messages will still be accessible from your telephone, but you can also listen to them anytime you log in to your email. The best part is that all you have to do is open your email! You can also choose to have your messages sent to multiple email addresses. Please contact your service provider for more information.

MESSAGE NOTIFICATION

Check your email as you would normally. If someone has left you a message on your telephone, the subject line will indicate you have a "Voice Message from vmail@ndtel.com". The paper clip indicates the voice message attachment.



The instructions in the email tell you how to save and delete the voice message from the system. By clicking on *Delete Message*, you will be able to conveniently delete your messages without using your telephone.

Voice Mail Message from NORTH DAKOT TE (701-662-1100)

A Voice Mail message is attached to this email. To listen to the message open the attachment.

Message Options

Save Message The Save Message link saves the message on the Voice Mail system.

Delete Message The Delete Message link deletes the message from the Voice Mail system.

These links only affect the message on the voice mail system, they do not affect this email message.

Problems Playing the Attached Message?

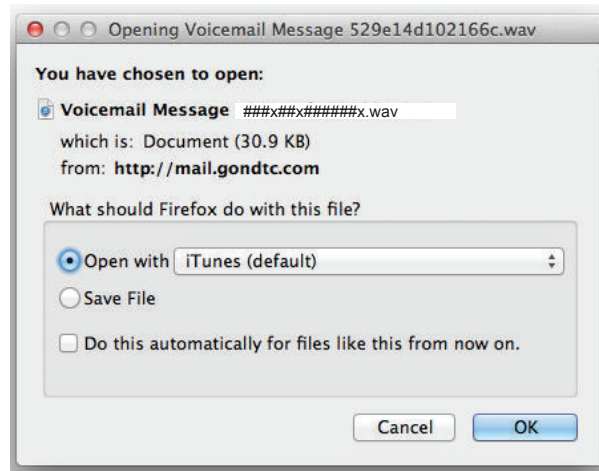
The attached message is in Windows Media format. If you cannot listen to the attached message, then you need to download a newer version of the Microsoft Windows Media Player. A recent version can be downloaded for Macintosh and Windows users from [Microsoft's Windows Media Site](#).

Attachment: Voice Mail Message ###x###x#####x.wav (# bytes) [Open](#)

LISTENING TO YOUR MESSAGES

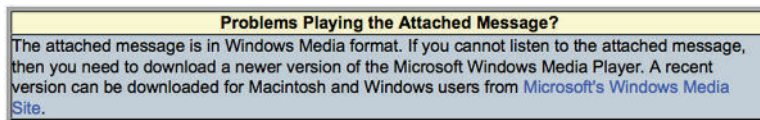
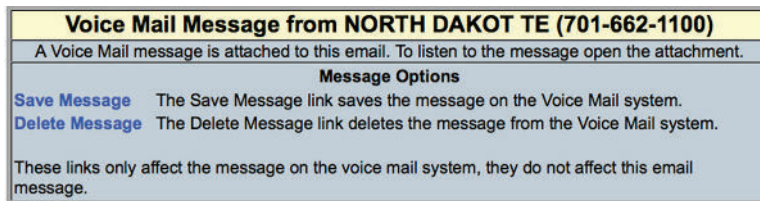
Clicking on the email or clicking on *Open*, *Open with*, will play the voice message using your media player. Depending on the length of the voice message, it may take your media player a few seconds to open and play the message. If the message does not play you may have an outdated version of media player, follow the instructions contained in the email message if this occurs.

VOICE MAIL TO EMAIL continued



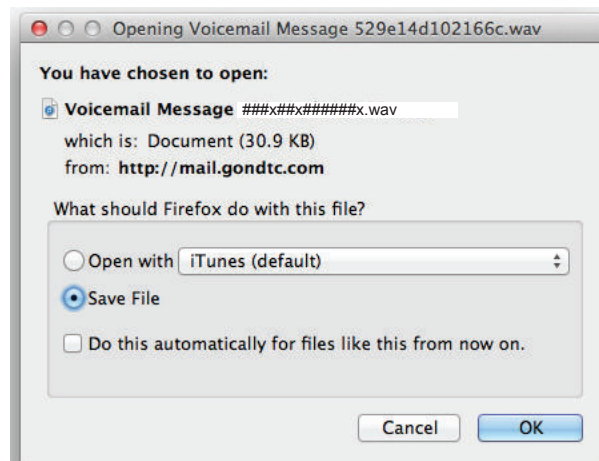
SAVING/DELETING MESSAGES

Clicking on *Save Message (as shown below)* will open a box allowing you to re-save important messages to your voice mail account.



The message was saved successfully.

Clicking on *Save (as shown below)* will open a box allowing you to save important messages to a file on your computer.



VOICE MAIL TO EMAIL continued

Clicking on *Delete Message* (as shown below) will open a box allowing you to delete messages from your voice mail account.

Voice Mail Message from NORTH DAKOT TE (701-662-1100)	
A Voice Mail message is attached to this email. To listen to the message open the attachment.	
Message Options	
Save Message	The Save Message link saves the message on the Voice Mail system.
Delete Message	The Delete Message link deletes the message from the Voice Mail system.
These links only affect the message on the voice mail system, they do not affect this email message.	

Problems Playing the Attached Message?
The attached message is in Windows Media format. If you cannot listen to the attached message, then you need to download a newer version of the Microsoft Windows Media Player. A recent version can be downloaded for Macintosh and Windows users from Microsoft's Windows Media Site .

The message was deleted successfully.